



*Product Catalogue*

**EDUCATION**

**FURNITURE SPECIALISTS**

---

# DESIGN Your Table

Creating your very own Education Table could not be easier! Our Australian made range is versatile and fully customisable. Our strong and durable table frames are made from fully welded steel tubing and our table tops are constructed from commercial quality melamine board. Not only are our tables built to last and able to withstand the demands of today's collaborative learning environment, they are coupled with a three year warranty for peace of mind.

## Select Table RANGE


Our Education Table ranges are designed to be used both individually and alongside other Education tables. Pick from over a dozen different designs that are sure to bring the classroom together!



Clover Range



Puzzle Range



Eclipse Range



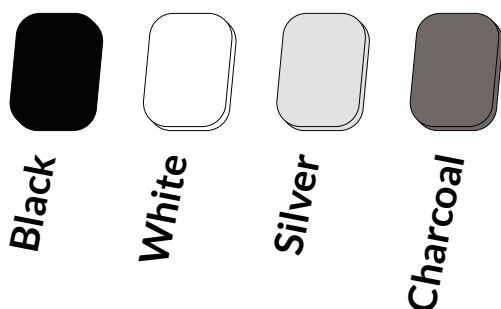
Truss Range

---

# Select **FRAME** Colour

Choose from a variety of frame and tabletop colours from both our Core and Extended Colour ranges. We are now featuring a new writeable top option with a mirrored sheen, easily usable with any dry write markers!

## Standard Range




# Select **TOP** Colour


## Standard Colours



## Extended Colours



## Writeable



# EXTRA Table Options

Fixed or adjustable legs for different age grades, lockable or non-lockable castors for added mobility and ease of use. Single pedestable tables to maximise seating area around applicable frames. We deep dive into the specifics to hand craft your perfect table!

## Select LEG Options

### Fixed Leg Options



#### Code 50

Round Fixed Length  
Ø50 x 1.6mm RHS Tubing



#### Code 38

Round Fixed Length  
Ø38 x 1.6mm RHS Tubing



#### Code 32

Square Fixed Length  
32x32 x 1.6mm SHS Tubing

### Adjustable Leg Options

#### Code 40

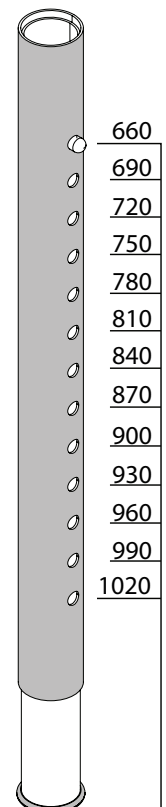
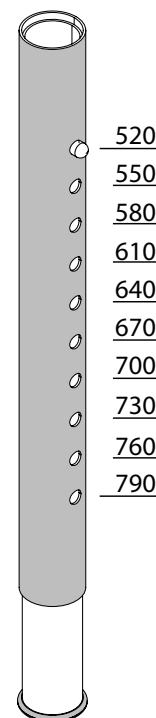
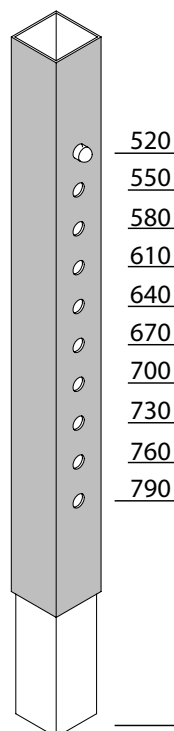
Square Adjustable Length  
40x40 x 1.6mm SHS Tubing  
520 Minimum Height  
790 Maximum Height

#### Code 42 - Table Height

Round Adjustable Length  
Ø42 x 1.6mm RHS Tubing  
520 Minimum Height  
790 Maximum Height

#### Code 42 - Counter Height

Round Adjustable Length  
Ø42 x 1.6mm RHS Tubing  
660 Minimum Height  
1020 Maximum Height





# Select **FEET** Options



## Lockable Castors

70mm Height (Including Fitting)  
30mm Wheel Radius  
50kg Safe Working Limit  
Lockable configuration only



## Heavy Duty Wheels

110mm Height (Including Fitting)  
38mm Wheel Radius  
80kg Safe Working Limit  
Lockable by default, non-lockable  
wheels available on request



## Levelling Feet

20mm Height (Including Fitting)  
20mm Maximum Range  
Available by default on Modular  
range tables



# QUADRANT Table

Allowing for easy transformation of your teaching space in minutes, the Quadrant range has been designed for flexibility in any learning environment. Either with other Quadrant tables or with our standard rectangular tables, this range can be easily paired to hand craft a wide variety of configurations for group tasks.



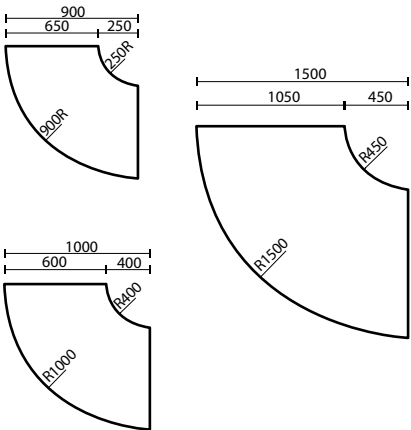
## QUADRANT Campfire



## QUADRANT Circuit



## QUADRANT Details



Available Sizes	Outer Radius	Inner Radius	Depth
Quadrant 900	900	250	650
Quadrant 1000	1000	400	600
Quadrant 1500	1500	450	1050




\*All dimensions shown are in millimetres

# PENTAGON Table

Pentagon Tables are a unique shape within our education table range. Transforming into any number of fun and interesting configurations within seconds. Able to be arranged as either a circular campfire for large group projects or a curvy line for unique classroom rows, the Pentagon is a versatile option for a wide range of classrooms.



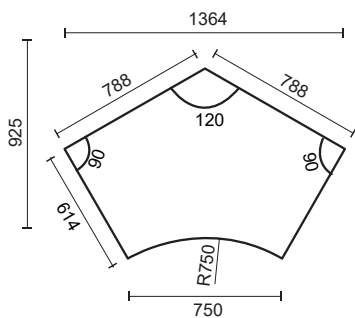
PENTAGON Twin



PENTAGON Campfire



PENTAGON Details



Available Sizes	Inner Radius	Length	Width
Pentagon 1300	750	1364	925



\*All dimensions shown are in millimetres

# MODULAR Table

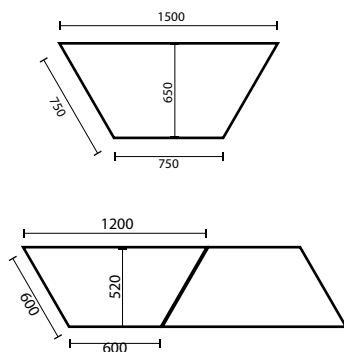
The Modular Table is a customisable range that can be used to make lots of configurations. By using rectangles, squares and trapeziums, it is easy to design many simple and practical configurations for the classroom.



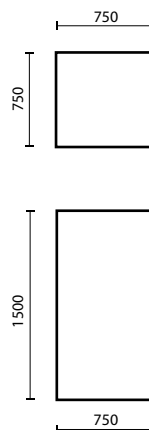
Simple Shapes  
Endless Configurations!

Levelling Feet Included!

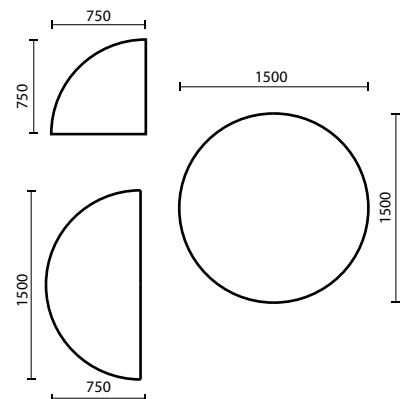
## TRAPEZIUM Table



## SQUARE Table




## CIRCULAR Table

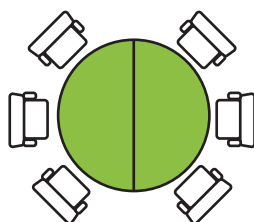




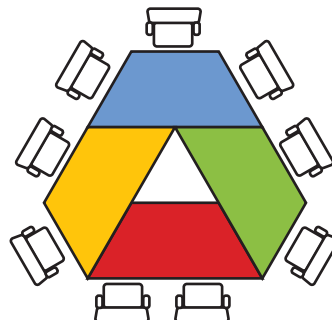
**D-END Group**




**2-PIECE Circular**



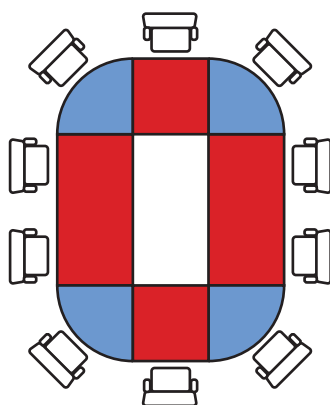
**TRAP Quad**



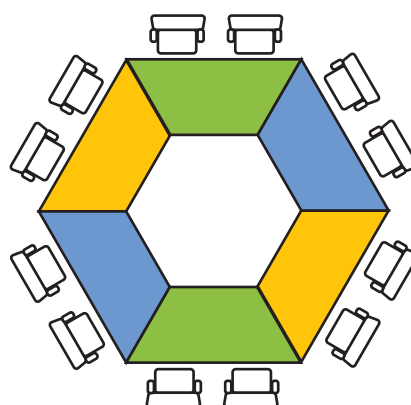
**C-END Corner**



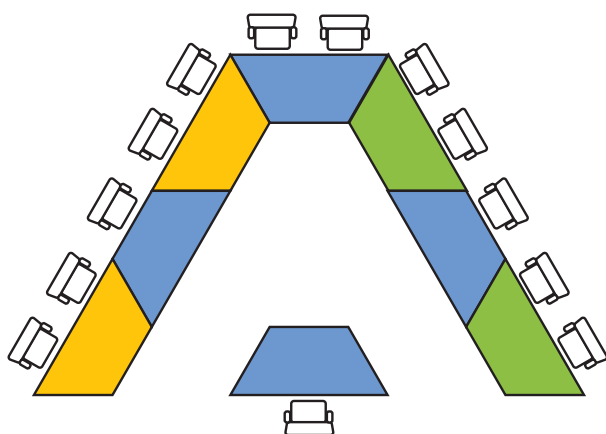
**MEETING Group**



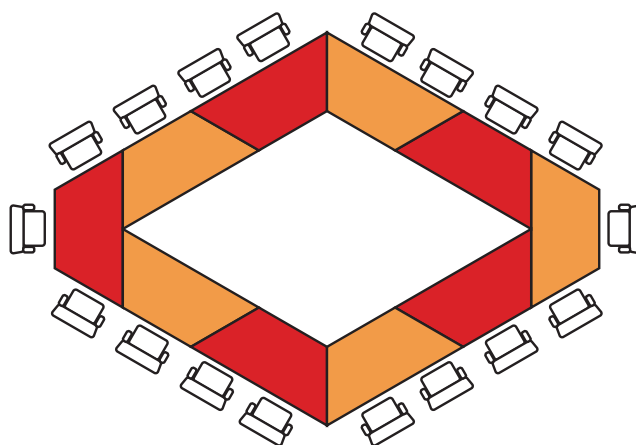
**HEX Giant**



**A-FRAME Classroom**



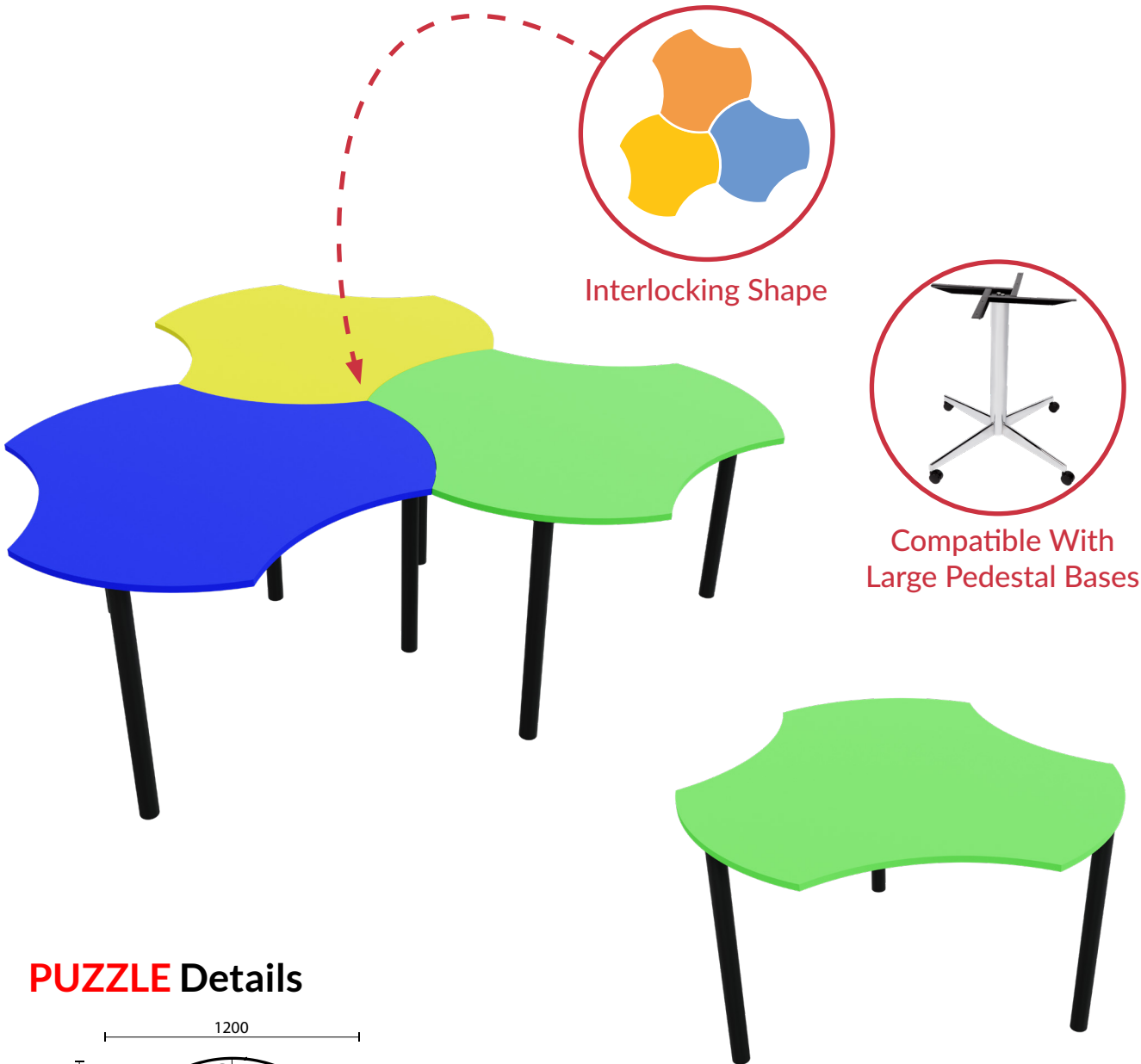
**DIAMOND Classroom**



\*All dimensions shown are in millimetres

# PUZZLE Table

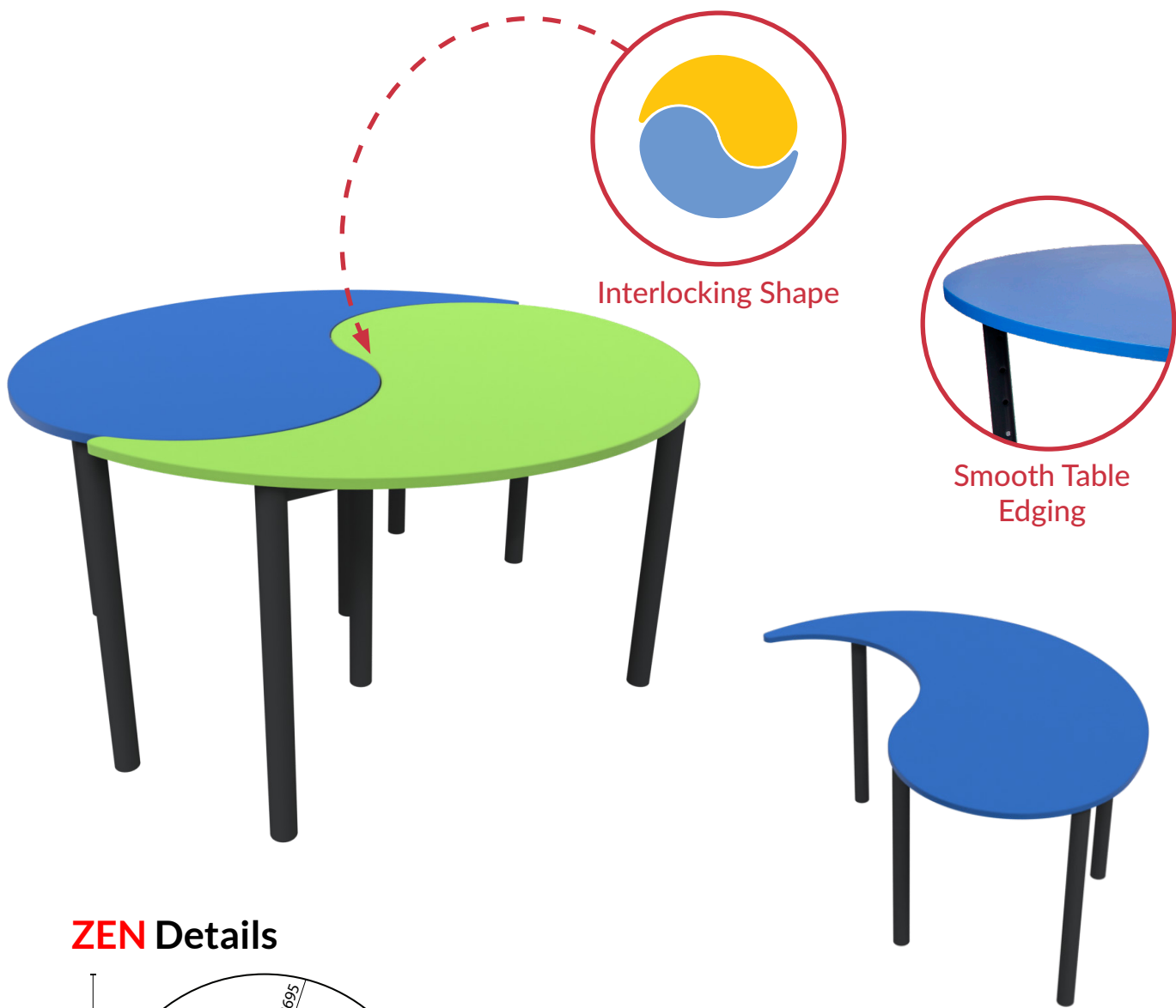
A new table in our Education Table Range. The Puzzle features a uniquely interlocking shape that, when combined with other puzzle tables, interlocks into a unique configuration that stands out amongst the rest! The Puzzle is also compatible with our pedestal table frames, ensuring maximum seating space with minimal frame!



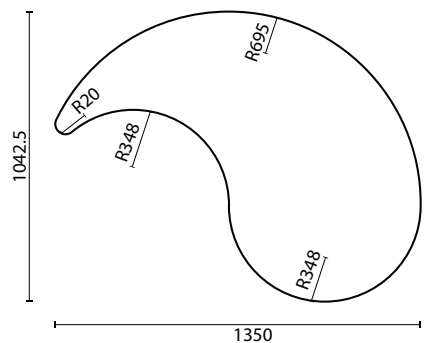


# ZEN Table

With an elegantly curved design and a large seating edge, the Zen table is a beautiful table design that visably comes together when paired together. Use with a variety of melamine options for a beautiful display of colourful contrasts.



## ZEN Details



Available Sizes	Length	Width
Zen 1300	1350	1042

\*All dimensions shown are in millimetres

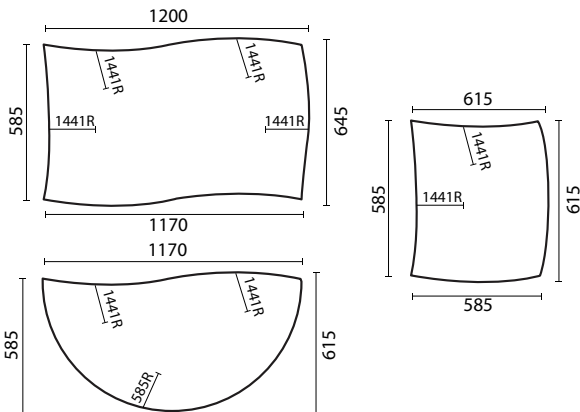
# FLAG 12 Table

The Flag 12 Table is an excellent choice for both individual and group use. Stand alone, the Flag creates a unique working environment that inspires creativity and when used in conjunction with other Flag tables, can craft an amazing tessellating array of shapes and colours that lends well to group environments.



Colourful Tessellating Wave

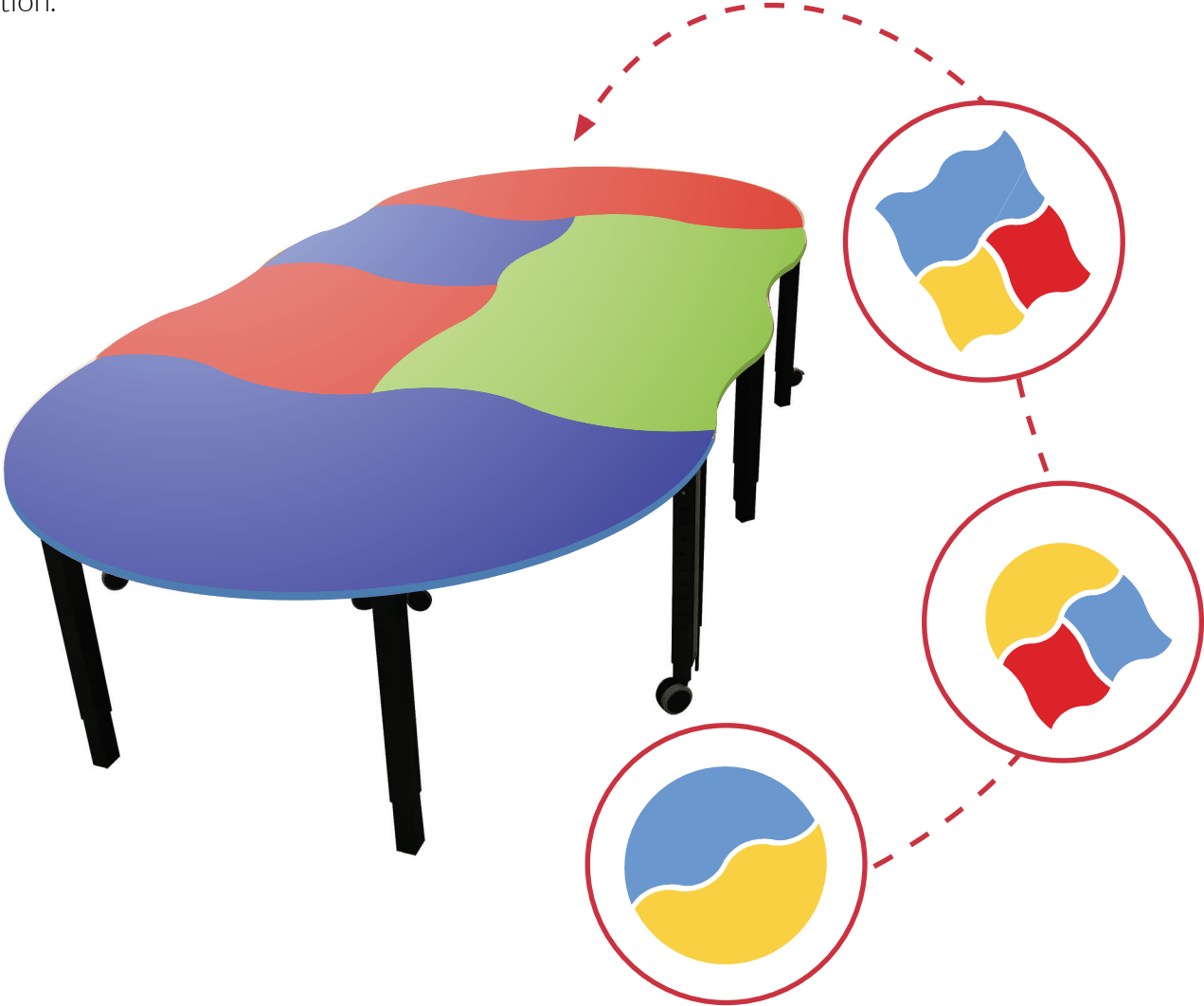
## FLAG 12 Details



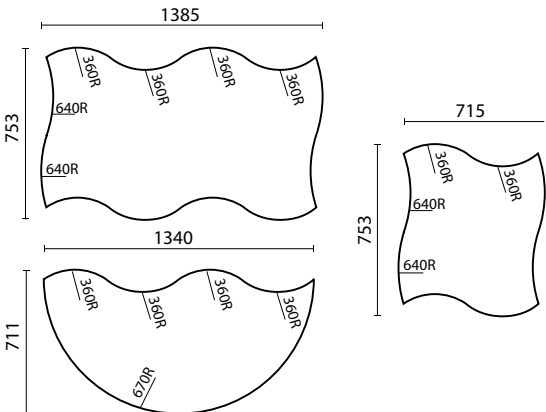
Available Sizes	Length	Width	Edge Radius
Flag 12 Full Flag	1200	645	1441
Flag 12 Half Flag	645	645	1441
Flag 12 Half Circle	1170	615	1441

# FLAG 13 Table

For larger tables and a more pronounced wave, the Flag 13 table is a modern redesign of our classic Flag range. With larger radius edges and more seating space to accommodate larger groups, the Flag 13 table range is an eye catching classroom option.



## FLAG 13 Details



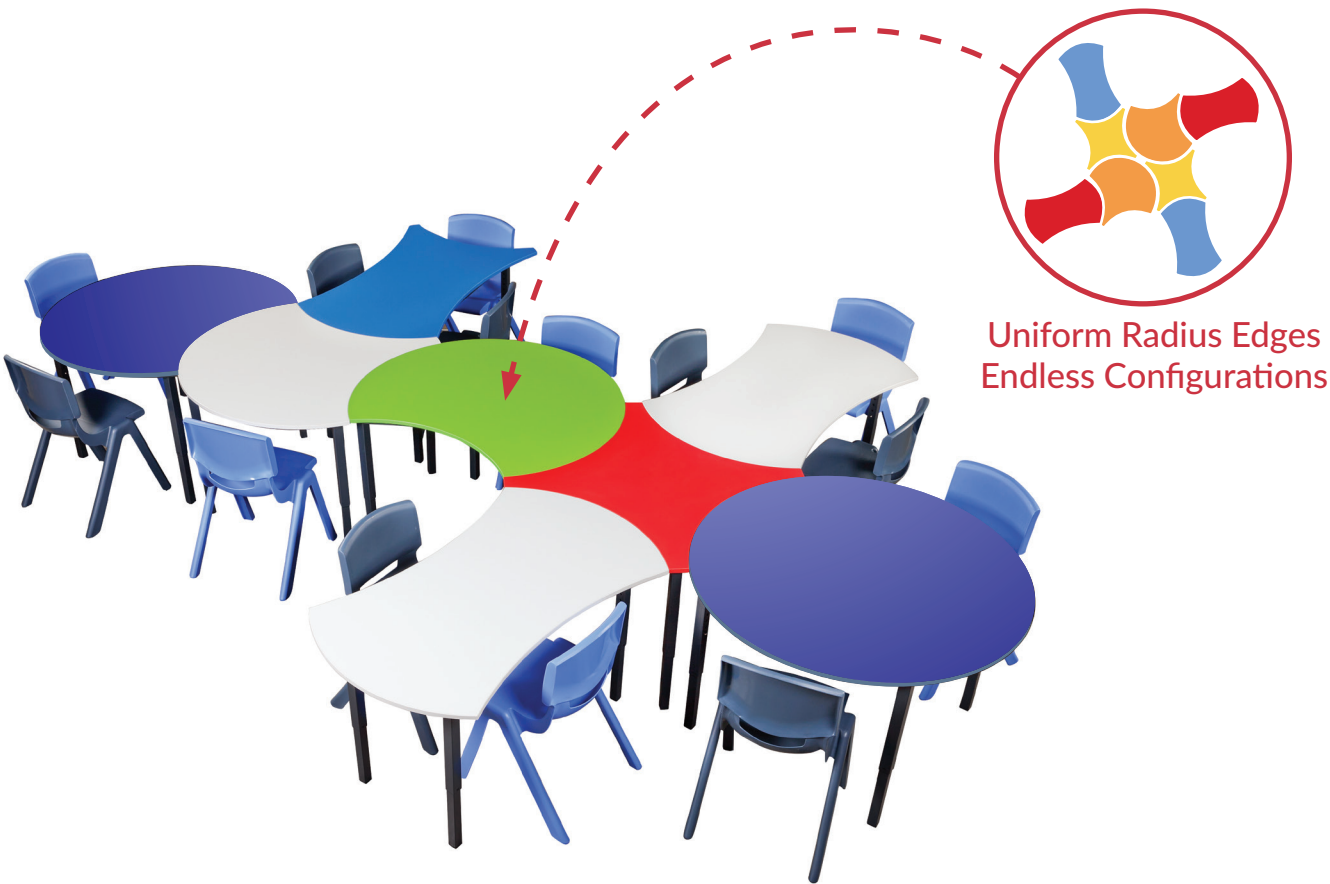
Larger Tables  
More Pronounced Wave

Available Sizes	Length	Width	Edge Radius
Flag 13 Full Flag	1385	753	360/640
Flag 13 Half Flag	715	753	360/640
Flag 13 Half Circle	1340	711	360/640

\*All dimensions shown are in millimetres

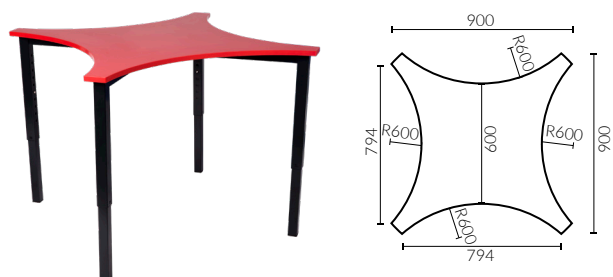
# TECHY Table Group

For small groups with big personalities, the Techy range of table shapes is the perfect option for teachers who love to get a little creative with their learning spaces. Each table of the Techy range has been designed from the ground up to perfectly interlock into an endless array of configurations!

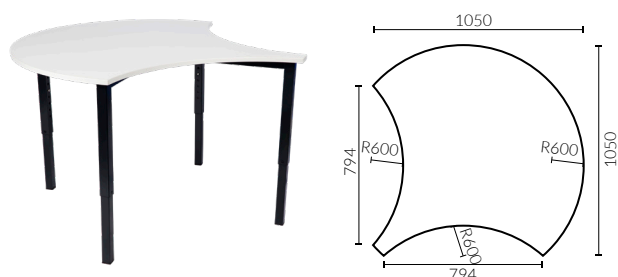


Available Sizes	Length	Width	Radius
Star 900	900	900	600
Spade 1050	1050	1050	600
Round 1200	1200	1200	600
Bite 1050	1200	1050	600
Axe 1300	1300	794	600
Bone 1300	1300	794	600


**STAR Table**



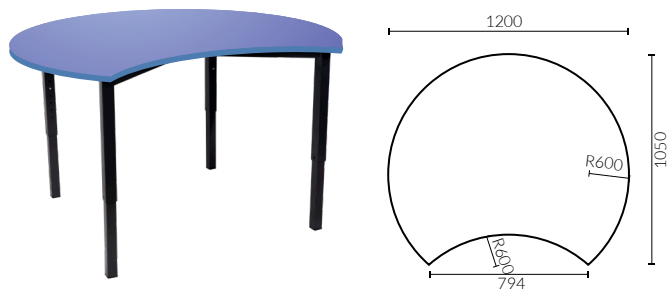
**SPADE Table**



**ROUND Table**



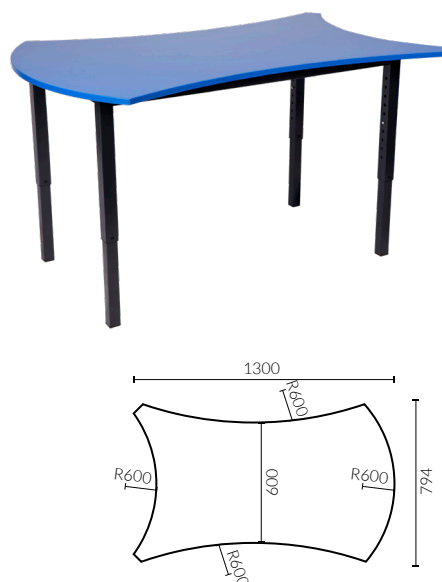
**BITE Table**



**AXE Table**



**BONE Table**



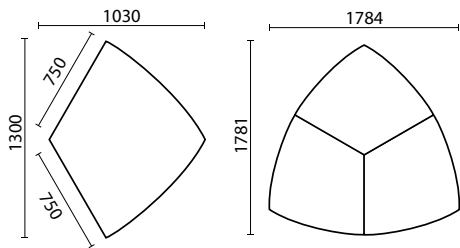
\*All dimensions shown are in millimetres

# STINGRAY Table

Stingray tables make a colourful trio when joined together. Perfect for groups of two students when used alone or six students when joined together, the Stingray is a simple and clean shape with a lot of versatility!



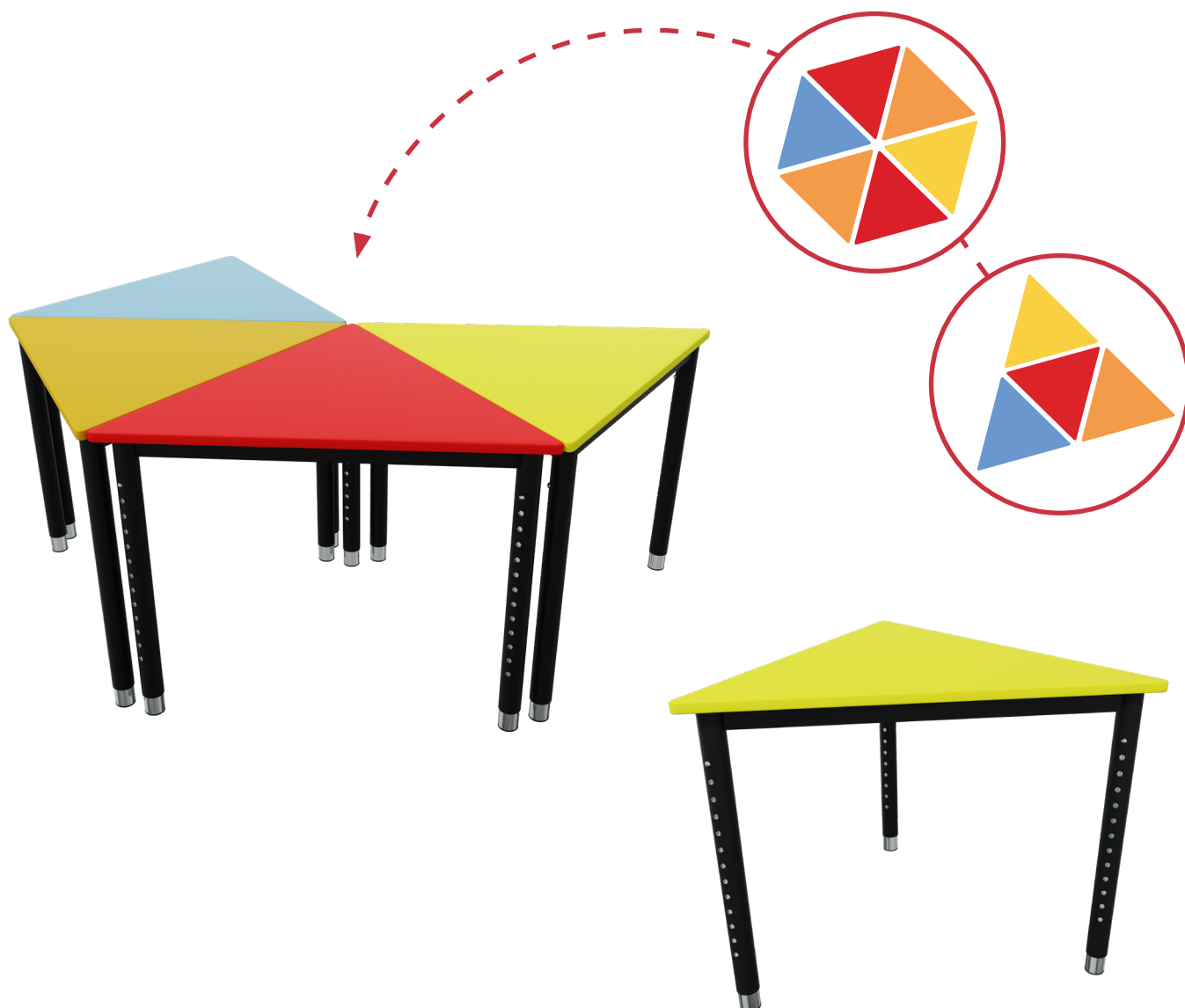
## STINGRAY Details



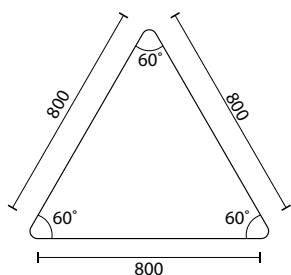
Available Sizes	Length	Width
Stingray 1300	1300	1030

# TRUSS Table

Our Truss is one of our most flexible tables. Its uniform length makes it easy for multiple Truss tables to combine together to make any configuration imaginable. Take advantage of the multiple table top colours available to craft a truly memorable classroom experience.



## TRUSS Details



Available Sizes	Edge Length	Table Width
Truss 800	800	700

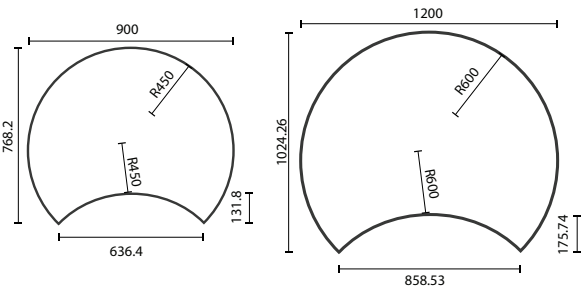
\*All dimensions shown are in millimetres

# APPLE Table

Apple Tables can be used together as a bright, four-table spiral of colour, or may be used with other tables in the educational range to add a decorative flair to other configurations. Its semi-circular concave side is compatible with our Axe, Bone, Quadrant or Round tables to add a nice, open edge for student groups of two!



## APPLE Details

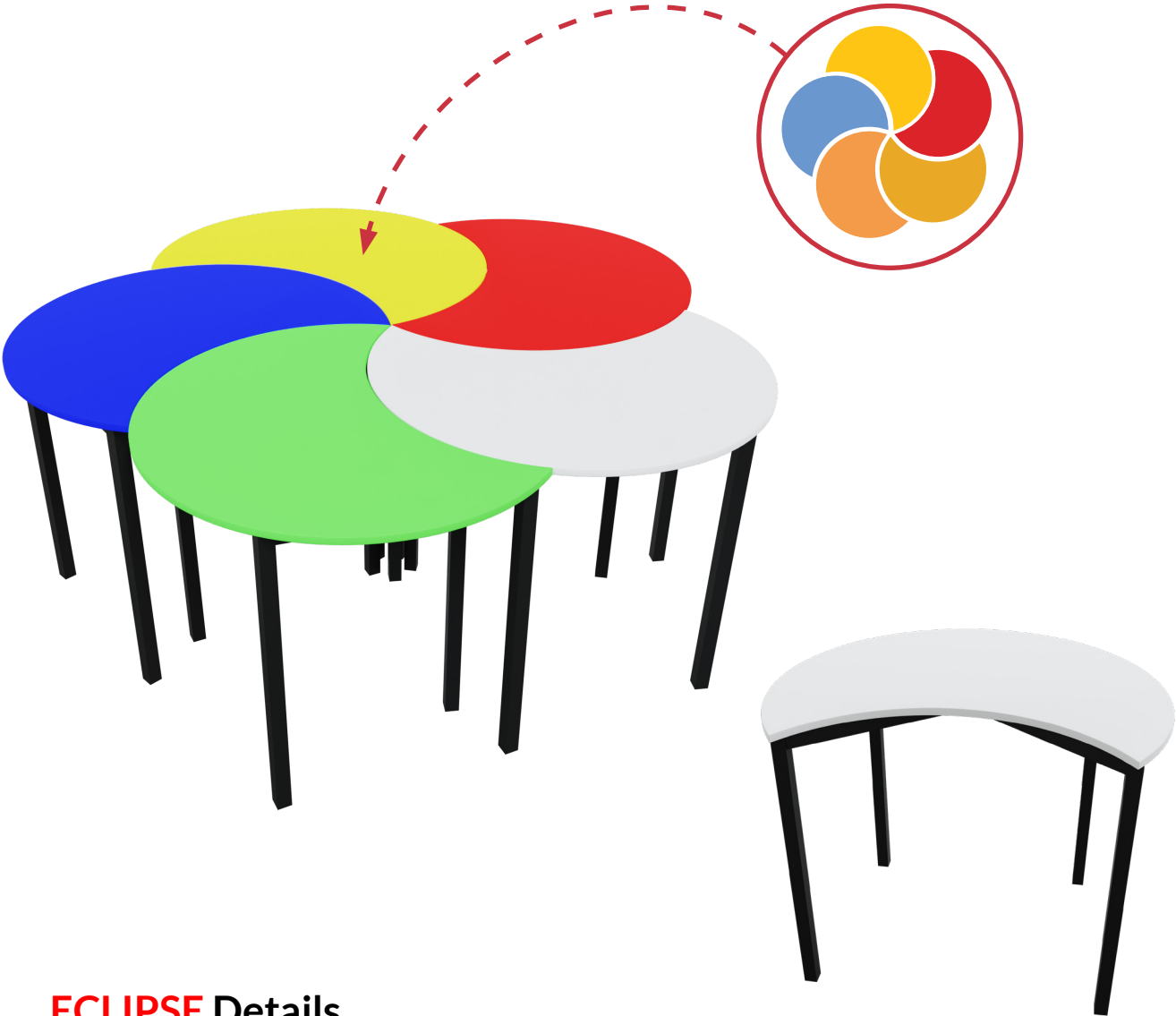


Available Sizes	Total Length	Bite Radius
Apple 900	900	450
Apple 1200	1200	600

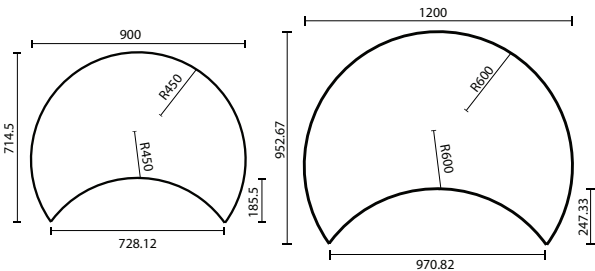


# ECLIPSE Table

The Eclipse table is a bold design amongst our educational range, not only does the large, round top provide more than average working space for the creative student. But five eclipse tables can be used together to make a unique spiral of colour, perfect for larger groups of ten or more!



## ECLIPSE Details



Available Sizes	Total Length	Bite Radius
Eclipse 900	900	450
Eclipse 1200	1200	600

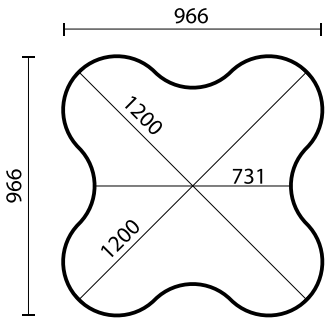
\*All dimensions shown are in millimetres

# CLOVER Table

Creating a soft and inviting environment within a classroom doesn't need to be difficult with the use of our colourful Clover range. The bright shades and soft edges of this friendly design is sure to inspire creativity.



## CLOVER Details



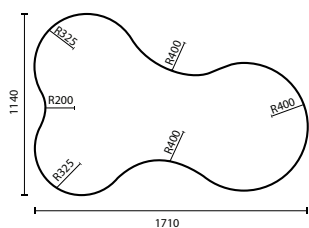
Available Sizes	Length	Inner Radius
Clover 1200	1200	1200

# NEXUS Table

As a big brother to the Clover table, the Nexus retains the bubbly, circular design in a larger group package. Perfect for group work in artistic courses, the soft curves and interesting design boost imagination.



## NEXUS Details

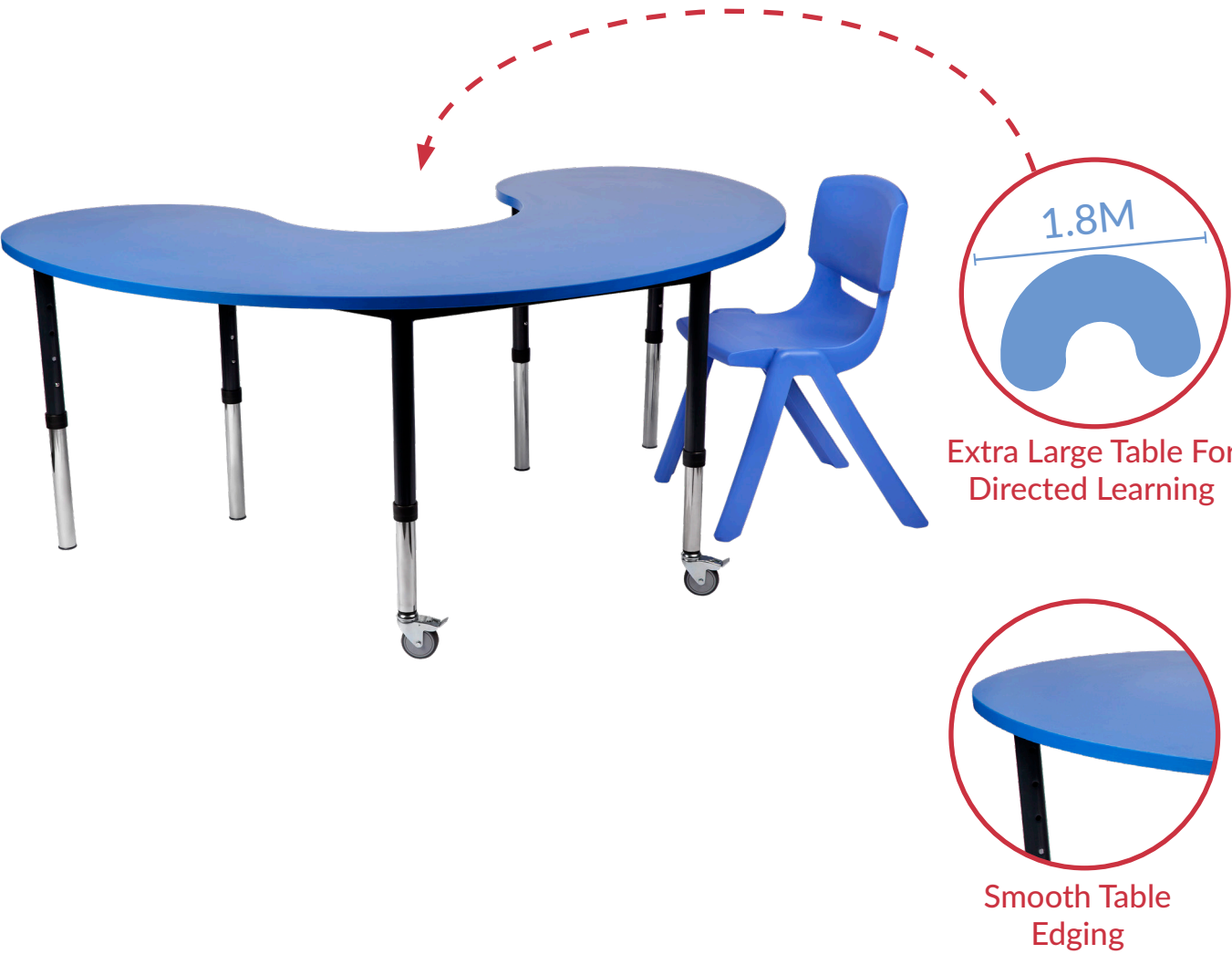


Available Sizes	Length	Width
Nexus 1700	1710	1140

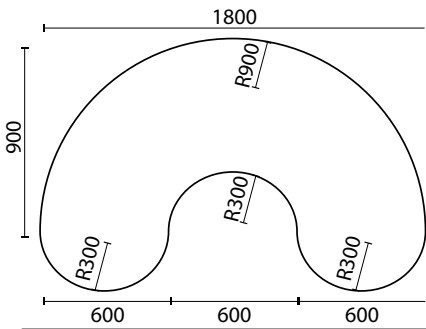
\*All dimensions shown are in millimetres

# CRESCENT Table

Designed from the ground up to make the teacher the centre of attention, the crescent table is a perfect option for a directed learning style. Useful for presentations or leader-lead teamwork, the crescent table is the perfect learning aide.



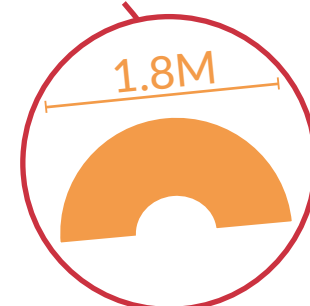
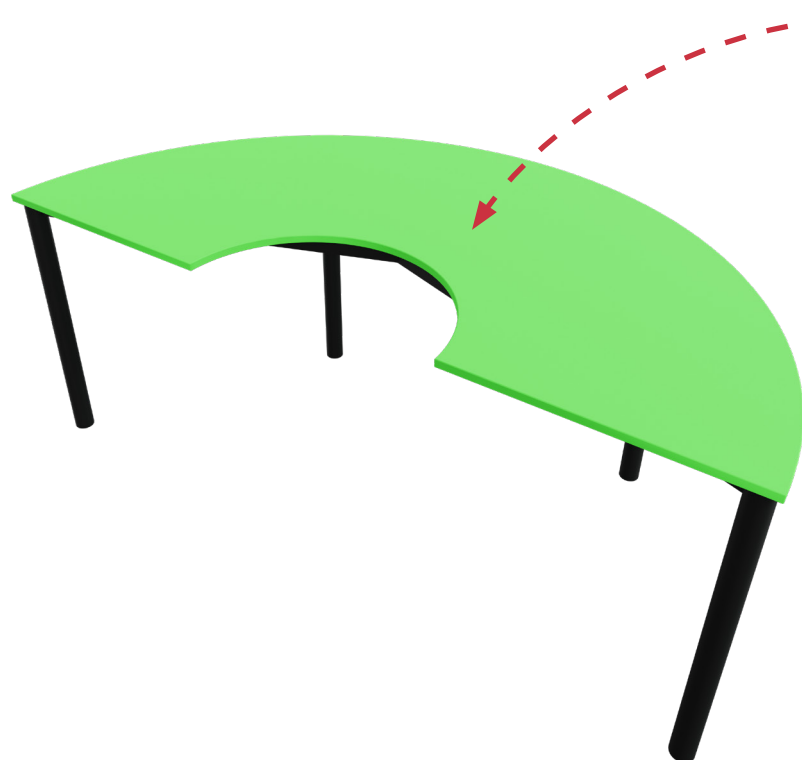
## CRESCENT Details



Available Sizes	Length	Width	Depth
Crescent 1800	1800	1200	600

# BOW Table

Using our Quadrant table as a base design, we have extended the classic campfire table into a larger option for group work. Use the Bow table either by itself as a directed learning option or with another Bow table to create an attractive interlocking design.

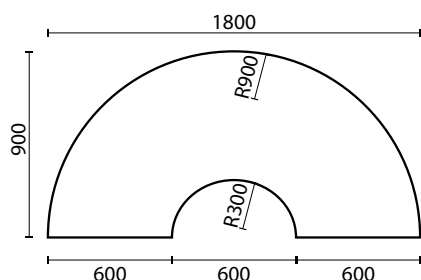


Extra Large Table For  
Directed Learning



Attractive Interlocking  
Design

## BOW Details

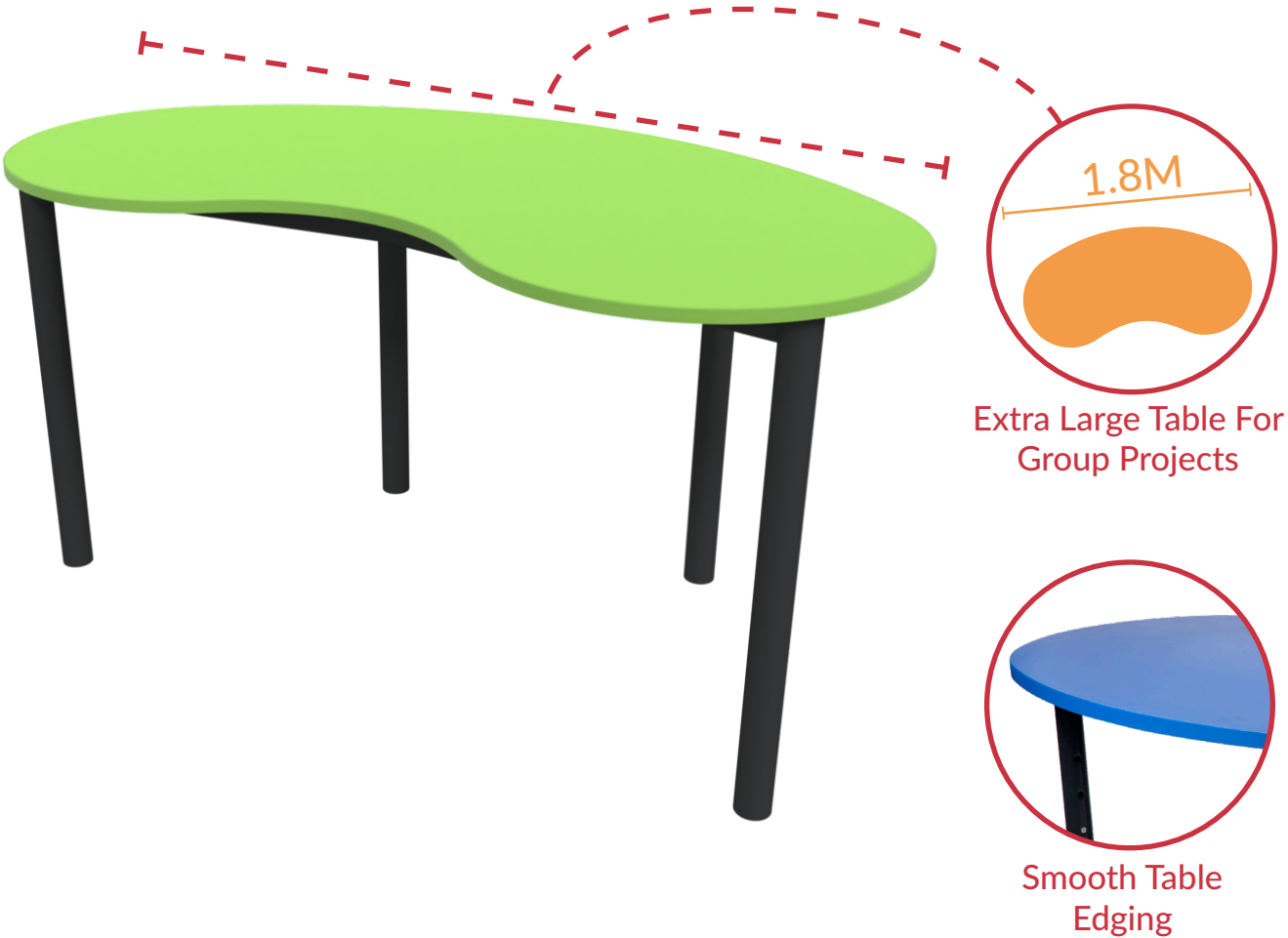


Available Sizes	Length	Width	Depth
Bow 1800	1800	900	600

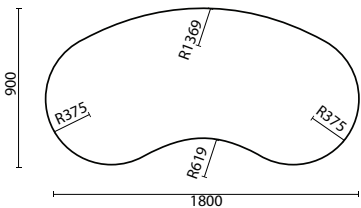
\*All dimensions shown are in millimetres

# JELLYBEAN Table

One of the larger tables in our Education range of tables, the Jellybean is perfectly suited to host student groups of six or more. With a elegantly simple design and a single soft rounded edge, no teammate is left out.



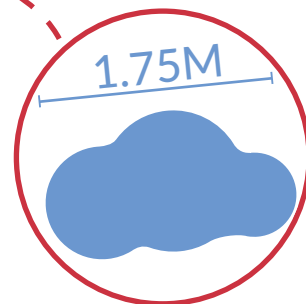
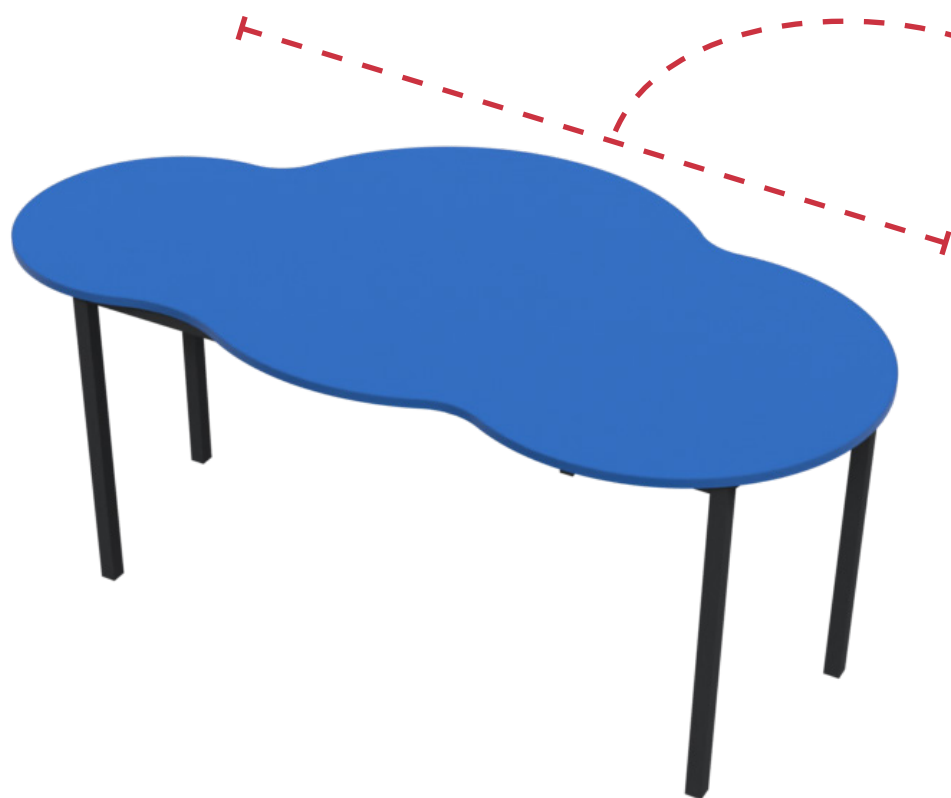
## JELLYBEAN Details



Available Sizes	Length	Width	Depth
Jellybean 1800	1800	900	750

# CLOUD Table

The Cloud table is sure to give any classroom a light and bubbly feel. With its soft curved edges, extra large size and plenty of seating room. It is the perfect single table solution for medium size group projects. Order with one of our dry eraseable writeable tops to encourage a true hands on learning style!

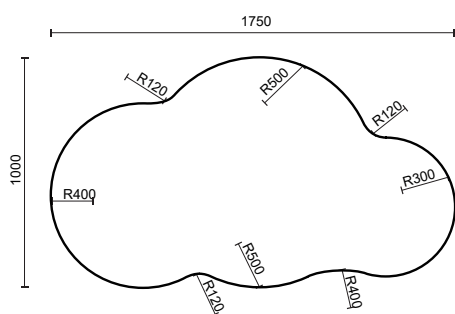


Extra Large Table For  
Group Projects



Smooth Table  
Edging

## CLOUD Details

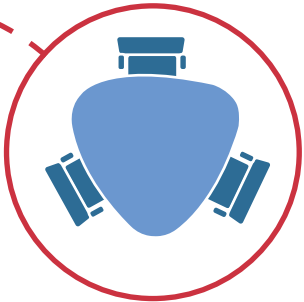


Available Sizes	Length	Width
Cloud 1700	1750	1000


\*All dimensions shown are in millimetres

# TRIPOD Table

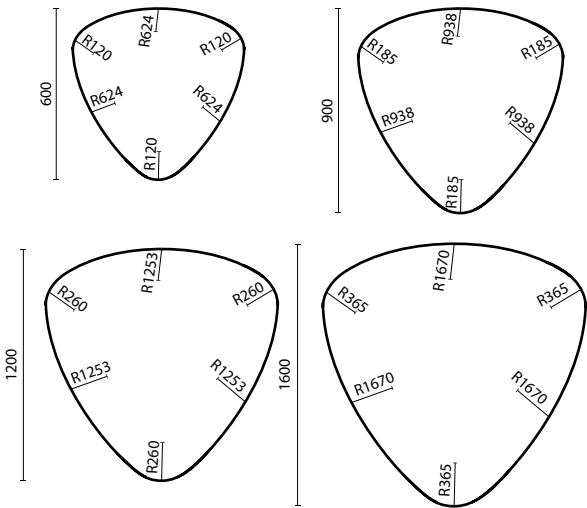
Tripod Tables create a friendly and inviting environment in which to work. With soft edges and seat space for a number of students at one table, the Tripod makes good use of valuable classroom space!



Large Surface Area  
Easily Fits Groups



## TRIPOD Details

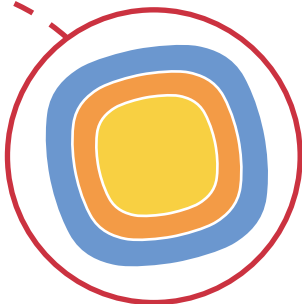


Available Sizes	Corner Radius	Length
Tripod 600	120	600
Tripod 900	185	900
Tripod 1200	260	1200
Tripod 1600	365	1600



# ZAMPA Table

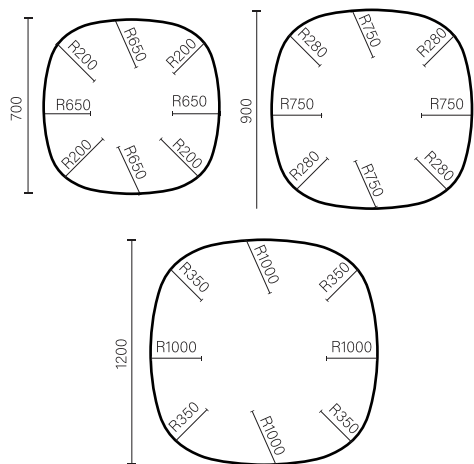
The Zampa table creates a soft edged and open environment in which to work. The shape lends well to collaborative learning with rounded corners for added safety and sense of fluidity in the learning space.



Flexible Top Sizes For All Kinds Of Teams



## ZAMPA Details



Available Sizes	Edge Radius	Corner Radius	Length
Zampa 700	650	200	700
Zampa 900	750	280	900
Zampa 1200	1000	350	1200

\*All dimensions shown are in millimetres

# STUDENT Table

Our student tables are a staple of the classic classroom. Featuring the same flexible leg options as the rest of our education range and easily ordered with sturdy under desk storage,



## STUDENT Details



Available Table Sizes	Length	Width
Student 21 90	2100	900
Student 18 75	1800	750
Student 15 75	1500	750
Student 12 60	1200	600

# MULTI Stackable Table

We understand that space is a premium when organising your teaching area and that quick and efficient storage is rare. As a lightweight alternative to our standard education tables, the Multi table can be easily lifted, moved and packed away when large, open floor group projects demand! Use the Multi table with our stackable Campus or Anne chairs for a truly transformative classroom!



## MULTI Details



Available Table Sizes	Length	Width
Multi 18 90	1800	900
Multi 18 75	1800	750
Multi 15 90	1500	900
Multi 15 75	1500	750
Multi 12 12	1200	1200
Multi 12 90	1200	900
Multi 12 75	1200	750
Multi 12 60	1200	600
Multi 90 90	900	900
Multi 90 60	900	600

\*All dimensions shown are in millimetres

# DESK Range

For commercial grade teaching furniture, our fully welded steel tables may be customised with fully encompassing modesty panels, a lockable double drawer shelf and the same large variety of feet options that are enjoyed by the rest of our education range. May be ordered with either two drawers or one drawer and one filing cabinet.



## DESK Details



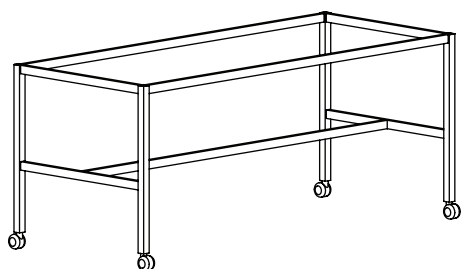
Available Table Sizes	Length	Width
Desk 21 90	2100	750
Desk 18 75	1800	750
Desk 15 75	1500	750
Desk 12 75	1200	750

# TRANSIT Table

Get to where you need to go with our Transit range of tables. Available in three different sizes with lockable wheels or castors, the 75cm width is designed to easily fit through any classroom doorway.



## TRANSIT Details

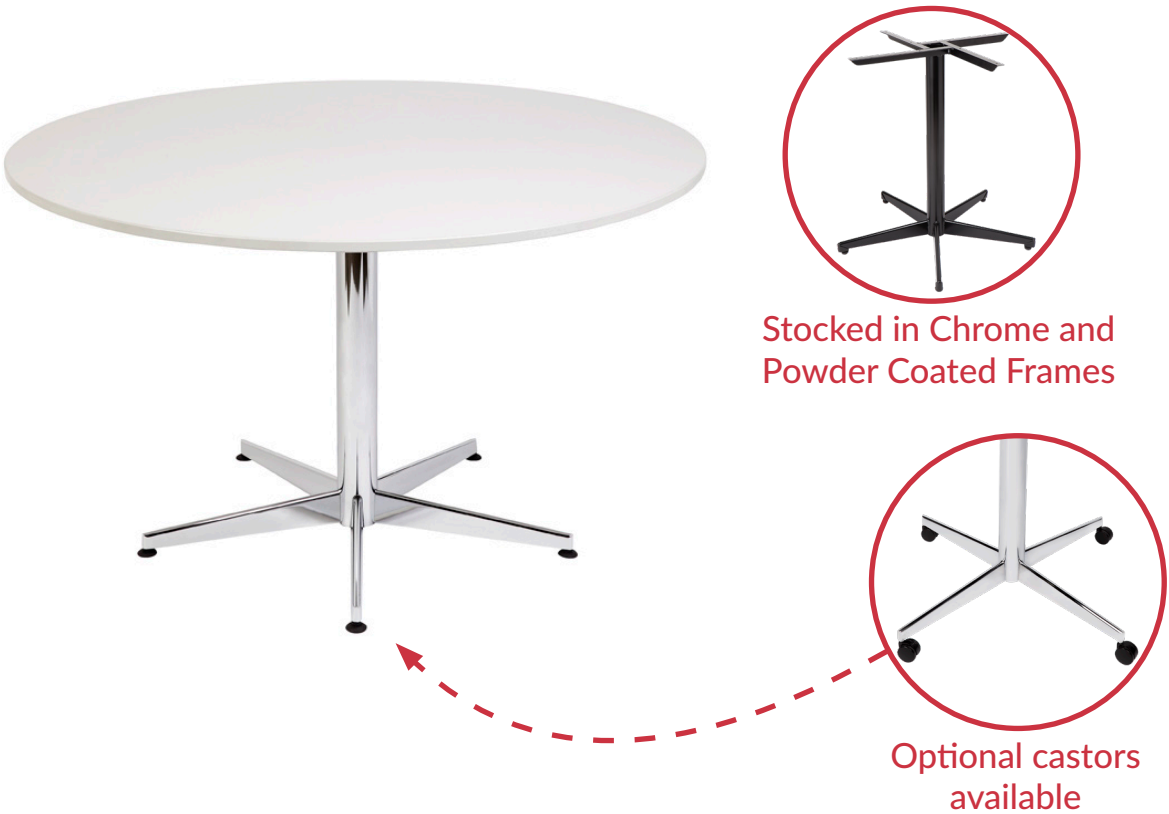


Available Table Sizes	Length	Width
Transit 21 75	2100	750
Transit 18 75	1800	750
Transit 15 75	1500	750

\*All dimensions shown are in millimetres

# PEDESTAL Tables

To maximise seating space, or just to add a stylish flair to our Education tables, our Pedestal bases are an eye catching alternative to our welded metal frames. Order with optional castors or our wide range of powder coated colours.



Stocked in Chrome and Powder Coated Frames

Optional castors available

## PEDESTAL Details



Available Table Sizes	Length	Width
Pedestal 12 12	1200	1200
Pedestal 90 90	900	900
Pedestal 75 75	750	750

# CAST IRON Tables

For the largest of tabletops, our Cast Iron range offers added strength in a sleek profile. Order either single or double tier bases for a convenient shelf or order our extra large three column base for square and round tops of up to 1.5 metres.



Single or double tier bases



Three column bases  
available for the largest tops

## CAST IRON Details



Available Table Sizes	Length	Width
Cast Iron 12 12	1200	1200
Cast Iron 90 90	900	900
Cast Iron 75 75	750	750
Cast Iron 3 Column	1500	1500

\*All dimensions shown are in millimetres



# CALAIS Table

The Calais is a smarter, easier to use design on our standard flip folding tables. Its intelligent folding mechanism design makes it easy for a single person to set up and put away the Calai table while the flexible frame accommodates a wide range of tabletops.







## CALAIS Details




Available Table Sizes	Length	Width
Calais 15 75	1500	750
Calais 15 90	1500	900
Calais 18 75	1800	750
Calais 18 90	1800	900
Calais 12 D	1200	1200
Flip-Up Table 15 HC	1500	1500
Calais 18 HDC	1800	1800

**Calais 18 HDC Centre Folding Table Is Indent Only**

## EXAM Table

For the quickest set up and pack up solution in our Education range, our Exam tables are not only lightweight, but their easy to use nesting frame and small profile makes packaging a breeze. Paired with sturdy Melamine tops, they are built to last.



# EXAM Trolleys

Making the process of transportation as easy as possible for large testing environments, our tailor made exam trolleys perfectly fit a whopping 34 of our standard Exam tables. Not only does the upholstered bottom protect the packaged tables from damage, but the trolley's flexible design can be designed to fit any kind of folding table!



\*All dimensions shown are in millimetres

# OTTOMAN Seating

For an alternate seating solution, our Ottoman range creates a fun and unique configuration that provides just as much flexibility as our education table range. Available in all different shapes and sizes, they are the ideal way to tie together a collaborative learning environment. Our Ottoman range is constructed of solid Australian Made foam and upholstered in a range of house fabrics, vinyls or a fabric of your choice.

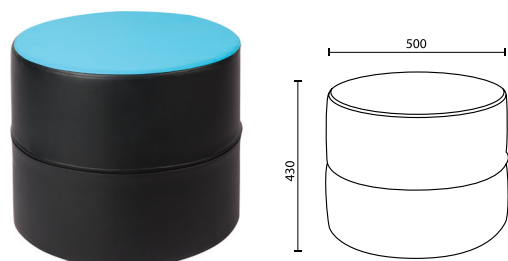
## Wedge Ottoman

OTT SLI



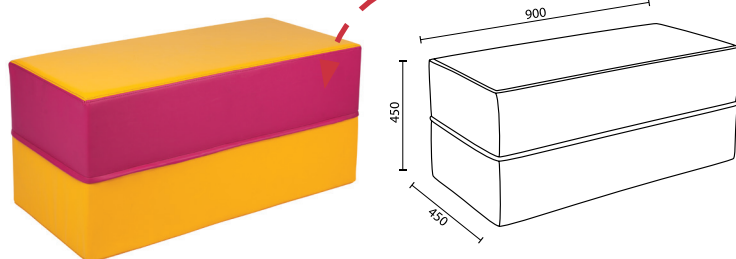
## Round Ottoman

OTT ROU 50



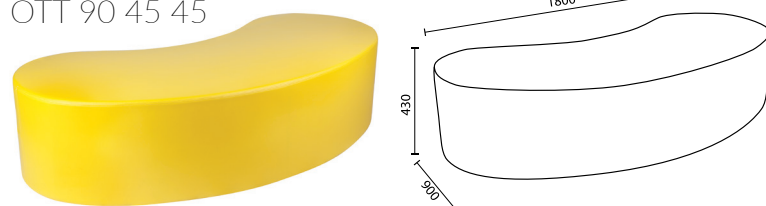
## Rectangular Ottoman

OTT 90 45 45

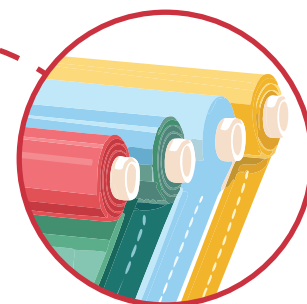


## Kidney Ottoman

OTT 90 45 45



High Density Foam  
Construction Built to Last



Wide Variety Of Custom  
Upholstery Options



100% Australian Made

# CAMPUS Seating

For a more traditional look in the classroom our Swift range of chairs are perfect. The Swift is available in many different colours and sizes and is constructed using high quality, long lasting polypropylene for durability and strength.



Wide Variety Of Colours  
Stocked in Charcoal and Blue



Available in Various Student Year Groups  
— Stocked in Size 46 and 30



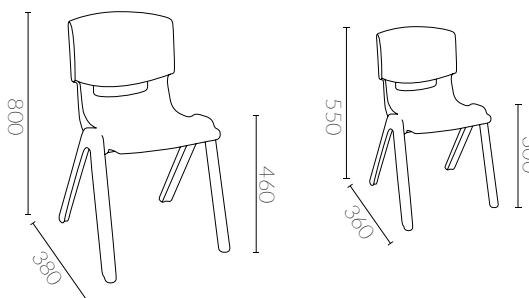
Neatly Stackable



## Campus Details



Available Sizes	Seat Height	Total Height	Depth	Width
Campus 46	460	800	520	485
Campus 30	300	550	380	360





# STUDENT Seating

As one of our most versatile chairs, the Shell and Anne range can be outfitted with several options. Sled base for extra ease of use, a lecture table, fabric inserts for comfort or even outfit it with a gas-lift base for added versatility in the laboratory.

## Anne 4 Leg

A101



## Anne Task

A103D



## Anne Arms

A101 + 02C



## Anne Lecture

A101 + 03B



## Anne Insert

A101 + 01



## Shell 4 Leg

S01



## Shell Sled

SS01



## Shell Insert

S01 + 01



## Shell Lecture

S01+03B



## Shell Task

SD01




# BEAM Seating

For added strength for larger groups, nothing beats our range of customisable beam seating. For unparalleled strength and support for 2 to 5 students and with options for centre tables, sturdy arm rests or upholstered inserts, the Shell and Anne beams are the perfect option for assemblies, presentations and student theatres!

## Anne Beam Seating

A201



Order with Arms and  
Centre Table

Customizable 2-5 Seater  
Beams

## Shell Beam Seating

S201



Optionally Stackable For  
Easy Storage\*

\*Stackable beams are only available for Shell Range

## **EDUTECH** Seating

The Edutech's lightweight, ergonomic design is a great option for the modern classroom. With a convenient hand grip and a seamlessly stackable shape, the Edutech is easy to move and store while the scratch-resistant seat surface can stand up to the toughest demands.

### **Edutech 4 Leg**

EDU 4L



### **Edutech Cantilever**

EDU C



### **Edutech Sled Base**

EDU SL



### **Edutech Bar Stool**

EDU B





# LECTURE Seating

A wide variety of our standard range chairs may be fitted with a fully welded and stable tablet arm, turning a wide variety of unique designs into the perfect education option.



**Martin Lecture**   **Nova Lecture**  
MAR 20 4L B + 03B   NOV 001 + 03B



**Bistro Lecture**   **Joshua Lecture**  
BIS 001 + 03B   JOS 601 + 03B



**Shell Lecture**   **Anne Lecture**  
S01 + 03B   A101 + 03B



# AVATAR Executive

As our very best selling executive chair, the Avatar is ergonomically designed to be as comfortable as possible. Featuring 4D tilt lock arms, a depth adjustable sliding seat, height adjustable back and headrests and fully featured lumbar support. The Avatar is the one executive chair that is truly designed for you.



**Avatar Exec**  
AVA EX CH + HR

**Alpha Exec**  
ALP EX CH + HR



# BOEING Executive

For unparalleled strength where it matters most, the Boeing is a rock solid bariatric executive chair with an extra strong gas lift mechanism that can support up to a full 200kg weight. Featuring either a breathable mesh or an extra soft PU back, fully adjustable lumbar support, retractable armrests and an extra thick 350mm radius base



Adjustable lumbar support

Extra Sturdy Construction  
Supports 200kg



**Boeing Mesh**  
BOE EX ME



**Boeing PU**  
BOE EX PU





## TASK Seating

Suitable for the office or computer laboratory, our Ergo and Lily chairs offer flexible comfort with a variety of options. Choose the customisable upholstery of our Ergo range, the sleek, contemporary design of our Lily range or treat yourself to the best of both worlds with our Liergo fusion range.



**Ergo Gas Lift**  
SS01



**Ergo Drafting**  
S01+01



**Lily Task**  
S01+03B



**Lily Drafting**  
SD01



**Liergo Task**  
A103D



**Liergo Drafting**  
A101+02C



# TITAN Seating

The latest entry in our task chair range, the Titan is not only one of our strongest contenders with a full 140kg weight limit, but also one of our most versatile! The Titan features an impressive four-lever mechanism, optional width-adjustable arms and an elegantly designed height and angle adjustable mesh back.



Height adjustable ratchet back mechanism



Width adjustable arms

Multifunctional gas lift mechanism

## Titan Task Chair

TIT TA BL



## SOLO/LAB Seating

Our range of laboratory stools are available in three different heights and two different mechanisms. Use the classic lever mechanism of the Solo or the 360 degree reachable ring of the Lab with the classic five star black castor base.



**Solo Stool**  
BIS 001 + 03B

**Solo Drafting**  
JOS 601 + 03B



**Lab Stool**  
S01 + 03B

**Lab Drafting**  
A101 + 03B



# MANAGERIAL Seating

With high quality upholstery and large range of customisable options, our managerial seating ranges brings executive level comfort to a wide variety of stylish designs.

## Rav 4 Chrome

RAV 4 EX CH



## Bentley HB

BEN 40 EX CH HB



## Aston HB

AST EX HB



## Lexus HB

S01+01



## Rav 4 Black

RAV 4 EX BL



## Bentley LB

BEN 40 EX CH LB



## Aston LB

AST EX LB



## Lexus LB

SD01



## Rav 4 Sled

RAV 4 SL CH



## Bentley C

BEN 40 CA CH



## Aston C

AST CA CH



## Lexus C

A101+02C





*Distrubuted By*

